

## Offering Maximum Mobility

### **Beatle-06P1**

Digital Radiography System



Beatle-06P1



**Browiner**

Shenzhen Browiner Tech Co., Ltd

Tel: +86 755 2691 7186

Website: [www.browiner.com](http://www.browiner.com)

Email: [intl-market@browiner.com](mailto:intl-market@browiner.com)

Add: Room 501, Building C, Ganghongji Hi-tech Intelligent Industrial Park,  
No.1008, Songbai Road, Yangguang Community, Xili Street, Nanshan District,  
Shenzhen, 518055, P.R. CHINA.

This brochure includes standard & optional configuration.  
Please contact our local sales representative for availability information.  
Specifications and appearance are subject to change without notice.



Ver: 202209V11

# Beatle-06P1

Offering Maximum Mobility

- Beatle-06P1 is designed to offer maximum mobility and flexibility with a compact structure and lightweight. Thanks to 5.6 kW stable output, easy transportation and simple operation, the whole system is greatly suitable for mobile applications and outdoor radiography.
- All necessary components, such as the main X-ray unit, detector, image workstation and exposure control, can be packed into the carrying case, enabling you to cope with challenging X-ray imaging quickly.



Hospitals



Outdoor



Ambulance



Imaging center



# Incredible Portability




## 8" Touch Screen

Equipped with multiple preset APRs, an 8-inch touch screen with intuitive interface results in incredibly easy operation.

## Wireless Connection

- Cable-free detector helps achieve various positioning in different clinical applications.
- Remote exposure control provides better health care in protecting from unnecessary radiation.




## Foldable Mobile Stand

- Simple but functional gas spring mobile stand permits flexible movement even in confined space.
- Foldable design, easy disassemble and reassemble make easy access to outdoor radiography.



## Internal Li-ion Battery

- Beatle-06P Series supports working both from mains and internal battery power supply.
- Lithium-ion battery has high performance in long standby time, short charging time and long service life, guaranteeing stable and reliable power supply.



## Optional accessories\*



Triangular mobile stand is easier to take outside.



Mobile chest stand fit for 14x17/17x17 inch detector.



X-ray unit, detector and image workstation

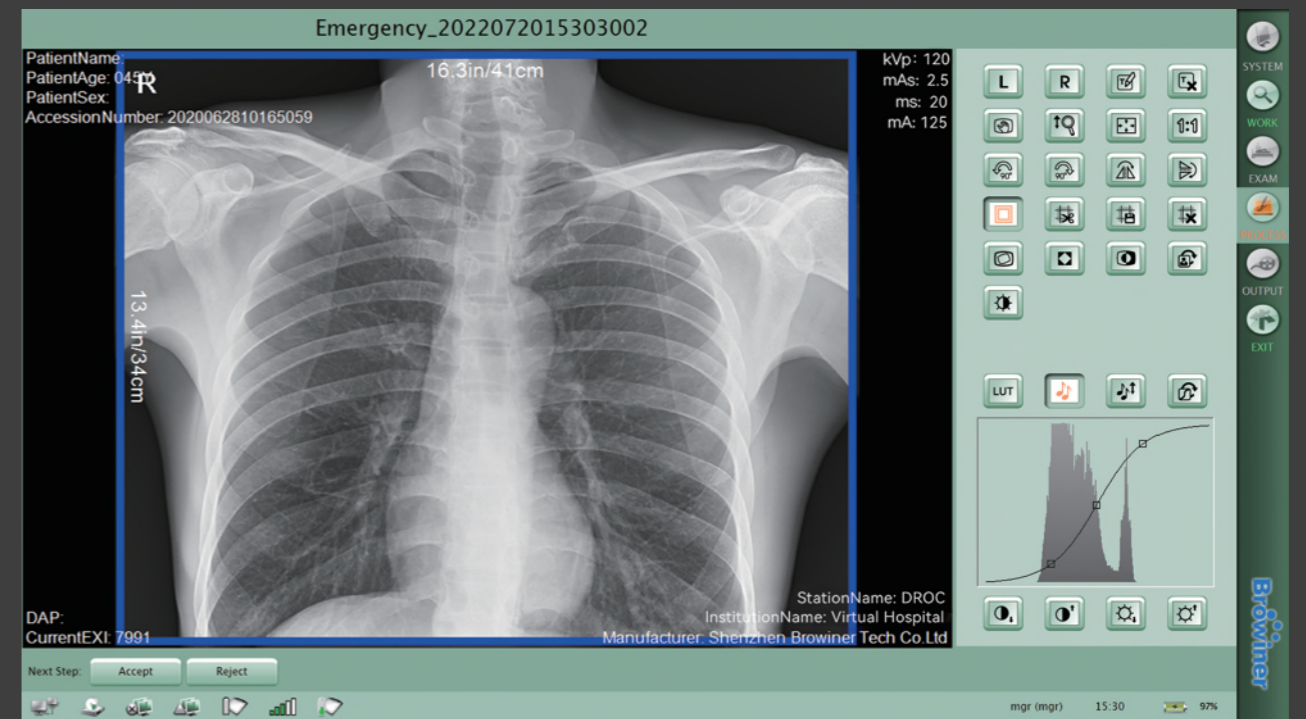
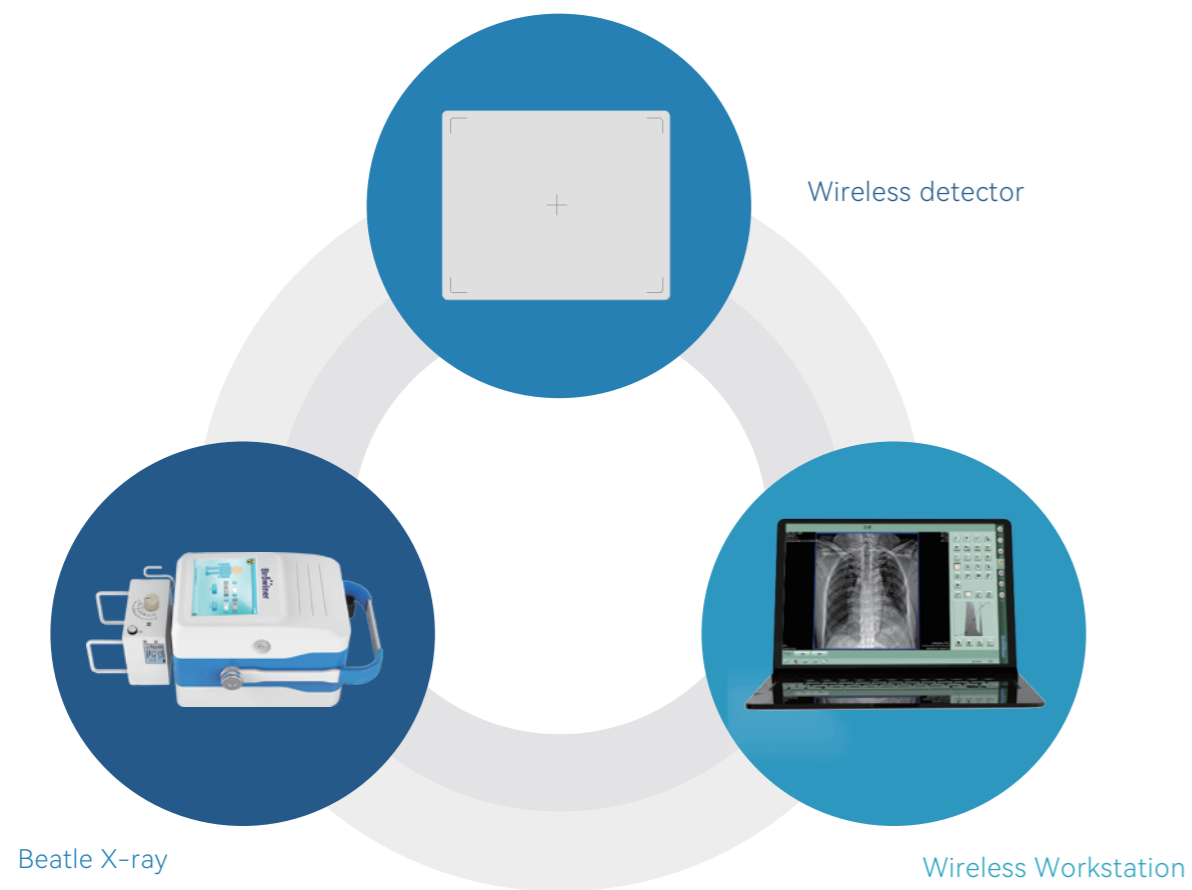


Mobile stand

Two carrying cases are available.

# Intelligent Workstation

- Fully digital workflow via DICOM 3.0 standard.
- Simple and intuitive user interface speeds up imaging workflow.
- Images can be sent directly to your PACS, and/or imager quickly, which maximizes the efficiency of the clinical diagnosis process.



- Fast imaging
- Frequency division
- Noise reduction
- Imaging enhancement
- LUT curve
- Balanced processing

## Clinical images

